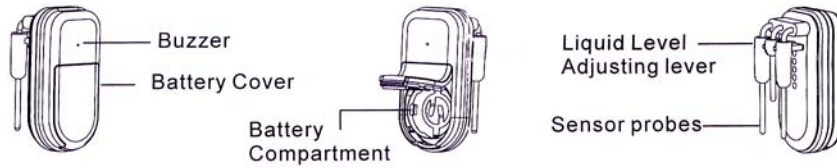


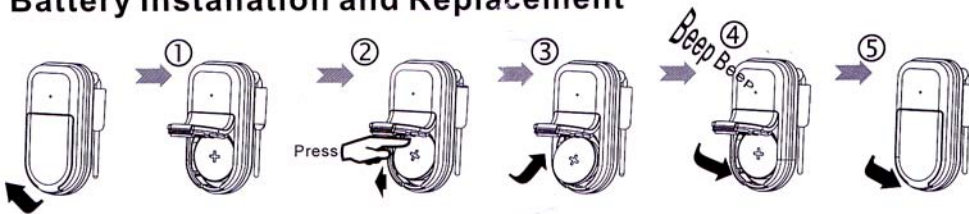
USER MANUAL

Model: LD-2

Part & Functions




Battery Installation and Replacement



(1) Flip to open the rubber battery cover, (2) press the upper side of the battery to take out the old battery. (3) Insert a new CR2032 battery cell to the battery compartment. (4) The sensor will return two beep tone to indicate the battery is installed correctly. (5) Close the battery cover

Operation



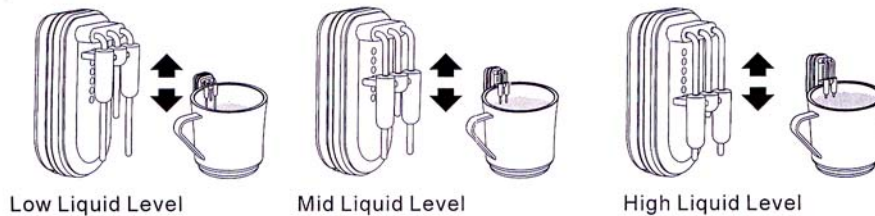
Hanging the sensor on the cup, add drinks, when drinks reach the level of the long probes (low liquid level probes), the buzzer will emit "beep..." sound and Sensor vibrates.

When levels reach short probe (High liquid level probe), beep sound and vibration will accelerate.

The sensor can be attached to the refrigerator or any any magnetic surface when not in use.

Liquid Detection Level Adjust

Slid the level up and down to adjust the liquid level



Ver. 0.0

RoHS



FC

CE